2017

2018 03

cninf 巨潮资讯
www.cninfo.com.cn
中国证监会指定信息披露

(

)

2017

.....2

.....6

.....11

.....13

.....29

.....78

.....86

.....87

.....98

.....105

.....106

.....215

cninf 巨潮资讯 www.cninfo.com.cn 中国证监会指定信息披露

*ST		
		Infinity I-China Investments(Israel),L.P.
DCSL		Digital China Software (BVI) Limited

	http://www.cninfo.com.cn
	10 18

	91440300726198124D
	1 2 2001 2 16 TEC5200 ( ) 3 2001 4 27 TEC5200 ( ) 4 2001 5 28 TEC5200

	20,520,227 431,214,014 451,734,241 43.12% 7 2015 1 13 7,171,717 458,905,958 42.44% 8 2015 9 16 2015 2015 9 22 2015 458,905,958 917,811,916 42.44% 9 2016 12 29 45,619,357 917,811,916 963,431,273 40.43%

	8 A 9

□ √

√ □

	33 B 15		2016 11 22 2017 12 31

□ √

	2017	2016		2015
	8,187,056,661.83	8,014,312,755.85	2.16%	6,712,855,773.20
	302,642,281.64	241,990,602.43	25.06%	350,620,327.31

/	0.3141	0.2637	19.11%	0.3820
	6.38%	7.23%	-0.85%	11.34%
	2017	2016		2015
	10,719,793,873.77	9,498,234,489.39	12.86%	7,371,660,930.73
	4,889,829,863.30	4,601,658,325.77	6.26%	3,249,319,003.38

1

□ √

2

□ √

	1,611,345,761.88	2,073,235,400.24	1,771,851,868.67	2,730,623,631.04
	18,490,027.42	73,421,020.91	37,733,352.95	172,997,880.36
	14,550,372.25	65,915,521.69	33,530,858.23	150,162,122.17
	-559,223,021.40	-530,721,672.29	277,486,286.53	1,156,101,812.71

□ √

√ □

	2017	2016	2015	
	-1,718,086.22	-2,929,856.23	-7,428,287.96	
	34,638,549.07	24,847,190.83	25,987,319.34	

cninf 巨潮资讯 www.cninfo.com.cn 中国证监会指定信息披露

IT

1

IT

2017

"IT+"

2

"2017 " "2017 "

--ITSS "2017 "

2017 " " Fintech

Sm@rtGalaxy

"2017 IDC TOP25 "

3

" +" Fintech

cninf 巨潮资讯 www.cninfo.com.cn 中国证监会指定信息披露网站

2017 IT+

81.87

2.16% 20.79% 1.26 3.03

25.06%

1

IT IT

Fintech

11

18 8 3

2 0 . 3 5

4

	8,187,056,661.83	100.00%	8,014,312,755.85	100.00%	2.16%
	2,620,891,421.99	32.01%	2,253,395,754.72	28.12%	16.31%
	239,955,432.51	2.93%	286,994,457.32	3.58%	-16.39%
	891,520,258.83	10.89%	913,836,017.08	11.40%	-2.44%
	311,143,389.64	3.80%	391,587,011.70		

4

√

6

√ □

29

100%

7

□ √

8

	1,564,658,064.36
	19.11%
	0.00%

5

1		365,663,879.07	4.47%
2		322,013,090.35	3.93%
3		311,440,755.04	3.80%
4		288,889,146.23	3.53%

2		313,166,753.59	5.10%
3		232,952,183.65	3.80%
4		204,305,564.02	3.33%
5		191,341,891.74	3.12%
	--	1,951,298,102.95	31.80%

□ √

3

	2017	2016		

□ √

□ √

cninf 巨潮资讯
www.cninfo.com.cn
中国证监会指定信息披露

5

	2017	2016	
	8,985,390,008.02	9,164,214,820.59	-1.95%
	8,641,746,602.47	8,600,002,384.72	0.49%
	343,643,405.55	564,212,435.87	-39.09%
	12,183,683,047.89	4,379,689,604.86	178.19%
	12,554,873,690.37	5,401,723,232.23	132.42%
	-371,190,642.48	-1,022,033,627.37	63.68%
	2,066,309,094.69	2,805,547,808.48	-26.35%
	2,003,208,017.26	2,497,582,398.36	-19.79%
	63,101,077.43	307,965,410.12	-79.51%
	33,441,220.43	-137,004,851.10	-124.41%

1

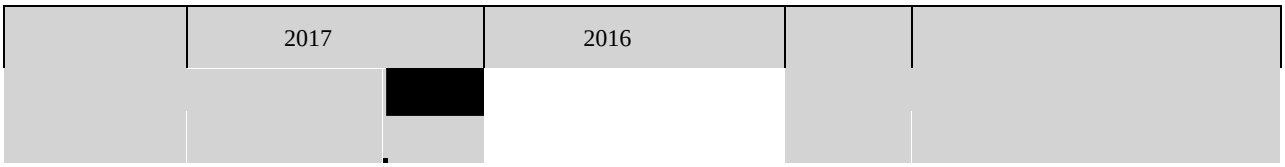

1

√ □

44,603,283.17	1,283,587,027.50	-96.53%

2

√ □

			780,000,000.00	100.00%		-		-		0.00	0.00		2017 12 01	http://www.cninfo.com.cn
	--	--	780,000,000.00	--	--	--	--	--	--	0.00	0.00	--	--	--

2018 3 15

2018-028

3

□ √

4

1

□ √

cninf 巨潮资讯 www.cninfo.com.cn 中国证监会指定信息披露网站

2

□ √

5

√ □

1

√ □

*2		2,580	2,580		2,924.99	113.37%				
		2,500	2,500							

√ □

10%

			800,000,000.00	4,466,571,541.21	1,182,452,893.57	4,422,684,600.84	143,582,116.68	119,933,717.50

00.00

□ √

2018

CT ICT

2018

IT

2018 3 20 "IaaS+SaaS+FaaS"

2018

“ ” “ ”

“ ”

2018

Pipeline

1

cninf 巨潮资讯 www.cninfo.com.cn 中国证监会指定信息披露网站

2017

2

GB/T19001-2000 idt ISO9000 CMMI ITIL PMBOK

3

1

√ □

2017 01 09			http://www.cninfo.com.cn/finalpage/2017-01-12/1203012026.PDF
2017 01 12			http://www.cninfo.com.cn/finalpage/2017-01-18/1203025413.PDF
2017 03 30			http://www.cninfo.com.cn/finalpage/2017-04-01/1203248637.PDF
2017 04 27			http://www.cninfo.com.cn/finalpage/2017-05-03/1203474556.PDF
2017 08 30			http://www.cninfo.com.cn/finalpage/2017-09-04/12039308545.04 77.5

√ □

1 2017 4 25 2016 <2016 >

963,431,273 10 0.26 2017 5 15 2016

2017 5 22 2017 5 23

2

3

1 2017 963,431,273 10 0.32

2017

2 2016 963,431,273 10 0.26

2017 5 23

2017	30,829,800.74	302,642,281.64	10.19%	0.00	0.00%
2016	25,049,213.09	241,990,602.43	10.35%	0.00	0.00%
2015	36,712,476.64	350,620,327.31	10.47%	0.00	0.00%

1

√ □

*ST

2013 2014

2015

19,494.84 21,926.81

24,558.00 “ ”

2013 260

2013 4 30

23.96% SJI20.54% *ST

*ST

2013 12 2015 12

30 31

*ST

> ×

1 2013 20,561.92

19,494.84

105.47% 2013 12 31

52,677.28

2013 260 43,280.87

2 2014

25,488.80

21,926.81 128.49% 2014

12 31 SJI

17.91% 106,678.19

2013 260

43,280.87 3 2015

25,377.23

24,558.00 102.49%

2015 12 31 Digital China

Software BVI Limited

2014 1 17

Software (BVI) Ltd 23.96%

						2015 12 31 XYZH/2016BJA10126 2016 3 29 (2016) 128 2015 12 31 306,400.00 2,753.44 2015 12 31 306,400.00 2,753.44 301,513.50 2015 12 31 2013 2014 2015
				2013 12 30		

cninf 巨潮资讯 www.cninfo.com.cn 中国证监会指定信息披露网站

			/	2013 12 30		17 6 2 2013 7 23 1 2 1 1 2
			1 2012 6 29	2013 12 30		2013 2017 1 2013 -28,182.12 2013 2 2014 2014

10

0.60

2015 6

2014 2,753.44

6,966.05

10% 39.53% 3 2015

458,905,958

30% 2 10 10

2015

2012 6 29 2012 2015 9 22 4 2015

-2014 917,811,916

10 0.40

3 3,671.25 2015 5

2015 3,671.25

13,513.18

27.17% 5 2016

963,431,273

10 0.26

2017 5

23

6 2017

963,431,273 10

0.32 ( )

2017

2013 12

30

ATM

1yH =½8 …7 F÷}8 !yNÖ˜ ê &?±"r R&0¢€QPyÀw Ë@RqæÀ,¤ “z`Õ„!P

ÙAî 3ŒT7BË@

1

12 2015



								2017		
				5				2014	2015	2016
				2014 11 29						

[redacted]

[redacted]

			2			
				2014 12 25		

cninf 巨潮资讯 www.cninfo.com.cn 中国证监会指定信息披露网站

1

2

2017

				2016 06 13	2017 12 28	757,395	2018 1 19

			5			

1

2

3

2016 06

4 [redacted]

1

2

2014

3

4 ( )

5

2017

2

√ □

- 2017 01 2017 12
01

□ √

√ □

30

100%

	142

□ √

√ □

2017 35

2017

2017

						2,113.13	0.34%	3,500				2017 03 30	http://www.cninfo.com.cn

4

√ □

□ √

5

□ √

1

1

□ √

2

□ √

3

□ √

2

√ □

cninf 巨潮资讯 www.cninfo.com.cn 中国证监会指定信息披露网站

1

2017 09

28

2016 12 2017
9,000
30

2017 04 2017 09 01

5,000 2,020 1

26

		521,260	0	0
		5,000	0	0
		185,000	0	0
		1,303,665	49,500	0

cninf 巨潮资讯 www.cninfo.com.cn 中国证监会指定信息披露网站

			10,000		2017 01 25	2017 03 26			4.13%	67.85	67.85					
			10,000		2017 01 24	2017 02 23			4.20%	34.52	34.52					
			10,000		2017 05 24	2017 05 31			3.31%	6.34	6.34					
			10,000		2017 06 27	2017 06 29			3.87%	2.12	2.12					

2017

					26	10										

10,000

2017 11 2018 02

10 08

5.07% 125

			16,000		2017 01 12	2017 01 23			3.98%	19.21	19.21					
			10,000		2017 01 13	2017 01 23			3.45%	9.45	9.45					
			10,000		2017 03 03	2017 03 30			3.65%	27.03	27.03					
			10,000		2017 07 04											





4

√ □

			2016 03 18	6,104.46									2015 12 26	http //www.cninfo.com
			2016 12 15	9,938.87										

1

2017 41,329

+

“ ” “ ”

“ ”

ú °|Á»,… „Ù»,… ,5 d¯\°w„`²ËB´°|Á»ÓÅ5„¬@

2

2017

“ ”

3

3

√ □

2015

2015 5 26 2015 2015 12 1 2015

2016 4 15

2016 9 13

2016 12 1 2016 2016

12 29 2016

2017 8 29 2017 9 27 2017

2016 7 19 2016

96.03%

2016 5 25 7 8 8 9

1,325,300 1,267,900 37,400

2.57%

2016 11 3

2016 2517 2016 11 22 96.03%

2016 12 29

45,619,357 917,811,916 963,431,273

100,905,900 98.60%

2017 1 18

0.166113% 0.166113% 0.006645%

98.94% 2017 1 19 http://www.cninfo.com.cn

2017 12 18

0.91753% 0.002345% 0.041528%

99.90%

2015 12 14 2015 2016 1 6 2016

2016 9 8

2017 11 30 2017 2017 12 28 2017

□ √

cninf 巨潮资讯 www.cninfo.com.cn 中国证监会指定信息披露网站

1

	705,358,111	73.21%	0	0	0	-631,425,530	-631,425,530	73,932,581	7.67%
1	0	0.00%	0						

√ □

	9,972,832	1,108,092	0	8,864,740	11,080,924	2016 4 25 1,108,092 2017 10 17 1,108,092 2018 3 31 8,864,740
	8,527,926	0	0	8,527,926	8,527,926	2019 12 28 8,527,926
	7,735,638	0	0	7,735,638	7,735,638	2019

	705,358,111	631,425,530	0	73,932,581	--	--

1

□ √

2

√ □

(1)

1

	59,911		57,806		0		0
		5%		10			

	87,866,423		87,866,423
	49,708,280		49,708,280
InfinityI-ChinaInvestments(Israel),L.P.	18,716,834		18,716,834
	3,320,100		3,320,100

10%

√ □

	/			
		2016 08 22	91440101MA59EFAJ00	
		1999 07 08	914401017163404737	
Dragon City International Investment				
	1 2017 2 Dragon City International Investment			

□ √

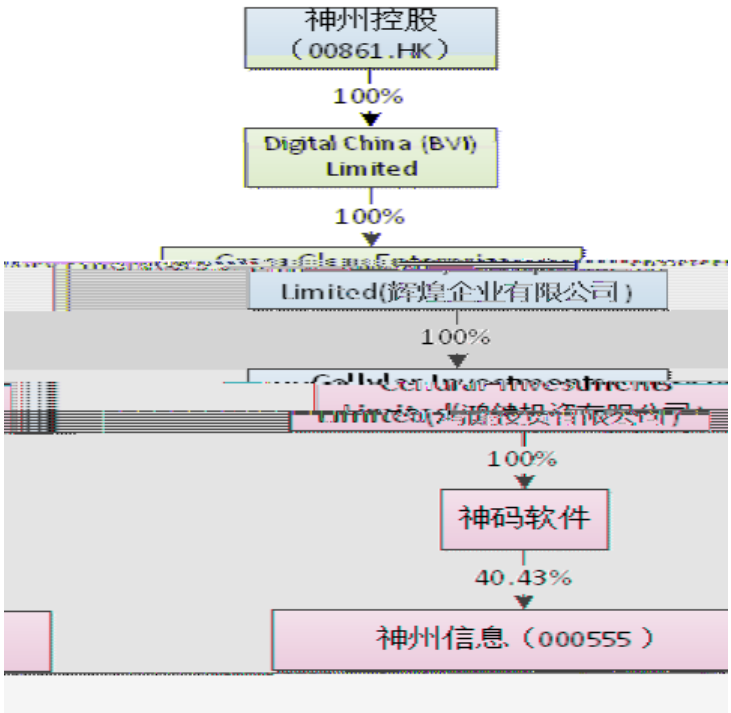

□ √

cninf 巨潮资讯 www.cninfo.com.cn 中国证监会指定信息披露网站

4 10%

√ □

	/			
		2011 05 18	32,951.97	

5

□ √

□ √

				45	2017 03 28	2019 01 05	0	0	0	0	0

2017 03 2019

√ □

			2017 03 28	
			2017 03 28	
			2017 03 28	
			2017 06 16	
			2017 07 31	
			2018 01 18	
			2018 01 18	
			2018 03 27	
			2018 03 27	

60 2001 7 2014 4
2004 1 2012 2 2011 9 2013 12
2012 3
2015 9 2014 5

50 2003 8 2014 10 2006 2
2014 4 ( ) 2014 8 2017 12 CEO 2014
8 2016 5 2015 4

52 1986 1992
2000 2014 7 2001 2012
2012 2016 1

45 1995 2009
2000
2016 3 2017 12 2018 1 19
2018 3 14

42 2001 3 2008 4 2014 3
2014 4 2015 5 2015
6 12 2016 1 2016 6
2016 7 2015 9

41 1998 7 2004 7
2009 6 2011 9 2012 3 2014 4
2014 5 2015 12 2016 1 2016 5
2016 6 2016 10 2016 11 12
2017 1 2015 9

55 1986 2008 2010
2010 2015 2016
SBU 2011 9

52 1988 7 2003 2 2010 3
SBU 2010 4 2016 12 SBU
2016 3 2017 3 2017 3 -2018 3
2018 3
43 1995 7 1998 3
2008 1 2015 1
2016 8 2016 8

cninf 巨潮资讯 www.cninfo.com.cn 中国证监会指定信息披露网站

2018 3

47 1988 9 1992 7 1992 9 1995 2

2011 1 2016 12 SBU 2017

1 2017 12 2018 3

√ □

			2013 09 11		
			2013 09 11		
			2013 10 15		
			2016 04 26		
			2016 03 03		

1,721.42

			55		0	
			50		0	
			47		0	
[redacted]			52		9.6	[redacted]

			47		75.32	
			53		79.04	
					1,721.42	

□ √

1

	64
	9,878
	9,942

2

“ ” **2017**

3

“ IT ”

2017 55 1311 20 1011

cninf 巨潮资讯
www.cninfo.com.cn
中国证监会指定信息披露

3

4

5

□ √

1

	8	5	3	0	0		1

2

□ √

3

√ □

1 6

1 2017 1 6 2017 2016

2016 2016

2 2017 3 22 2017 2016 2016

3 2017 3 27 2017 2016

< 2016 >

< 2016 > 2017

2017

4 2017 4 25 2017 2017 2017

5 2017 8 29 2017 <2017

> <2017 > 2017

<2017 > < >

6 2017 10 23 2017 <2017 >

<2017 >

2 2017

2017

2017

100

cninf 巨潮资讯 www.cninfo.com.cn 中国证监会指定信息披露网站

,

1

□ √

2

	2018 03 29	
	www.cninfo.com.cn	
	90.00%	
	90.00%	
	1) 2) 3) 4) 5) 6) 7) 8)	

√ □

“ ” 2017 12 31 XYZH/2018BJA10315 2017 12 31

	2018 03 29
	www.cninfo.com.cn

	2018 03 27
	XYZH/2018BJA1

”

2017 12 31

318,866.28 29.75%

1

2017 12 31

	1,780,637,091.58	1,747,989,666.20

	1,774,564,439.84	1,369,543,692.42
	1,189,799,121.62	928,356,032.68
	327,197,862.17	312,013,361.19
	163,095,727.61	312,439,512.35
	2,964,537.62	3,809,498.43
	128,208,946.73	94,425,100.84
	20,000,000.00	
		200,000,000.00
	5,650,894,433.86	4,758,754,778.84
	65,000,000.00	
	3,200,000.00	
		18,120,000.00
	36,424,716.53	34,493,313.37
	8,572,485.98	9,688,250.43

cninf 巨潮资讯 www.cninfo.com.cn 中国证监会指定信息披露网站

	113,197,202.51	62,301,563.80
	5,764,091,636.37	

	27,313,962.22	1,054,016.55
	23,906.00	200,836,730.50
	146,638,622.36	25,842,473.25
	107,225,682.11	231,475,653.71
	587,955,849.57	901,715,736.60
	71,812,197.32	50,521,130.36

	32,375,766.83	37,146,412.18
	528,853,776.92	525,853,638.07
	722,204,101.22	593,994,039.76
	56,752,708.82	64,919,357.78
	81,077,965.44	61,559,133.22
“ ”		
“ ”	44,808,889.13	25,796,888.30

5

	8,884,779,612.65	9,127,928,471.61
	20,490,067.68	13,038,737.84
	80,120,327.69	23,247,611.14
	8,985,390,008.02	9,164,214,820.59
	6,352,799,904.33	6,750,585,935.45

	2,003,208,017.26	2,497,582,398.36
	63,101,077.43	307,965,410.12
	-2,112,620.07	12,850,930.28
	33,441,220.43	-137,004,851.10
	1,742,931,594.71	1,879,936,445.81
	1,776,372,815.14	1,742,931,594.71

6

	466,240,539.00	744,847,808.91
	215,497,339.52	2,935,456.47

:O+ONÍ

7

	963,431,273.00				2,220,063,163.82		65,037,690.35		23,105,052.91		1,330,021,145.69	75,519,820.98	4,677,178,146.75

4					-10,193,344.25							-5,409,938.92	-15,603,283.17
									4,104,027.70		-29,153,240.79	-33,480,000.00	-58,529,213.09
1									4,104,027.70				

2017

					4,117,303.90
	2,708,296.80		-39,420,773.44	-17,280,000.00	-53,992,476.64
	2,708,296.80		-2,708,296.80		

8

	963,431,273.00				2,098,326,126.73				23,105,052.91	122,793,996.81	3,207,656,449.45

1									4,104,027.70	-4,104,027.70	
2											

[redacted]											
	917,811,916.00				1,006,044,042.32	[redacted]					

[redacted]

3											

1.

“

”　　1993　72

1993　174　　1993　100

7,438.88

1994　4　8　　1994　7

32,412,428　　43.57%

	3,241.24	43.57%
	2,197.64	29.54%
	2,000.00	26.89%
	200.00	2.69%

3 2002

2002 8

1,983.37 24.24%

4 2004

2004 8 608.37

7.44%

5 2004

2004 11 9

6 2006

2006 4 12 1,375

400 400

400 175

7 2006

2006 5 26 2006

319,399,894 1

23,092,959

24.95 / 2016 11 22 23,092,959.00

940,904,875.00 XYZH/2016BJA10717

[2016]2517

22,526,398

575,999,996.86 25.57

2

1

2

1 1 12 31

3

1 1 12 31

4

5

cninf 巨潮资讯 www.cninfo.com.cn 中国证监会指定信息披露网站

6

“

”

7

,

8

3

9

1

cninf 巨潮资讯 www.cninfo.com.cn 中国证监会指定信息披露网站

2

3

( )

2

1

2

3

1

cninf 巨潮资讯 www.cninfo.com.cn 中国证监会指定信息披露网站

2

11

1

	500

2

I	180 720 100 II
II	

1

i. I

60 180

720 100

II

ii. II

	0%

20% 50%

20%

cninf 巨潮资讯
www.cninfo.com.cn
中国证监会指定信息披露

14

1

16

1

3

17

1

2

1

cninf 巨潮资讯 www.cninfo.com.cn 中国证监会指定信息披露网站

3

4

5

6

7

20

1 (1)

21

1

2

3

cninf 巨潮资讯 www.cninfo.com.cn 中国证监会指定信息披露网站

22

23

24

cninf 巨潮资讯 www.cninfo.com.cn 中国证监会指定信息披露网站

(1)

„

2

26 **/**

( )

28

1

1

2

“ ”

3

cninf 巨潮资讯 www.cninfo.com.cn 中国证监会指定信息披露网站

1

2

2

1 2

3

29

1

/

2

cninf 巨潮资讯 www.cninfo.com.cn 中国证监会指定信息披露网站

3

4

16 -

16 -

2

□ √

1

	(	17% 11% 6% 2%

DIGITAL CHINA SOFTWARE (BVI) LTD. DIGITAL CHINA ADVANCED SYSTEMS LIMITED

2008 12 2011 9 2014 10 2017 10 15%

2017 15%

2010 9 , 2013 11 2016 12 15% 2017 15%

2013 11 2016 12 15%

2017 15%

2015 11 15%

No.JSZR 2016-I-23 2016 -2017 2012 27 2016 49 10%

2017 10%

(2015 34) 20 (20) 2016 1 1 2017 12 31 50% 20% 2017 20%

(2017 43) 50 (50) 2017 1 1 2019 12 31 50% 20% 2017 20%

2017 8 15%

2017 15%

2017 12 15%

2017 15%

cninf 巨潮资讯 www.cninfo.com.cn 中国证监会指定信息披露网站

2

[2011]4

2011 17%

3%

1

	3,076,490.40	
	3,076,490.40	

3

1

A	13,684,926.60	13,684,926.60	100.00
B	5,483,999.99	5,483,999.99	100.00
C	4,800,000.00	4,800,000.00	100.00
D	3,962,977.35	3,962,977.35	100.00
E	3,660,880.00	3,660,880.00	100.00
	19,052,173.30	19,052,173.30	100.00
	50,644,957.24	**50,644,957.24**	100.00

			%
F	8,000,000.00	8,000,000.00	100.00

			%
	20,864,493.25		

			%
	12,816,093.25		

2

34,651,902.81 446,339.88

4,892,632.41

3 Å 9 é ‰Ðw0,€Ñ @ kAÑ •CV ö 7H sp416 Td -2(892,)-2(632)7

1	100,749,818.19	93.04%	125,541,237.92	97.29%
1 2	7,428,988.56	6.86%	3,377,889.00	2.62%
2 3				

3

		38,876,998.00	3	22.23%	38,876,998.00
		8,021,667.42	1	4.59%	
		6,096,566.10	1 1-2	3.49%	
		5,688,000.00	2-3 3	3.25%	
		3,087,412.94	1-2	1.77%	
	--	61,770,644.46	--	35.33%	38,876,998.00

7

1

	832,314,765.52		832,314,765.52	679,560,054.42		679,560,054.42
	881,845,873.52	57,946,486.18	823,899,387.34	487,407,172.69	18,746,061.86	468,661,110.83
	128,252,017.25		128,252,017.25	177,631,452.74		177,631,452.74
	1,842,412,656.29	57,946,486.18	1,784,466,170.11	1,344,598,679.85	18,746,061.86	1,325,852,617.99

4 —

cninf 巨潮资讯 www.cninfo.com.cn 中国证监会指定信息披露

2

	18,746,061.86	46,426,062.63		7,225,638.31		57,946,486.18
	18,746,061.86	46,426,062.63		7,225,638.31		57,946,486.18

8

9

1

2..22 3.6 ref3 5

	353,291,884.67			10,863,611.03	-1,994,390.62	4,241,011.28	4,672,763.90			361,729,352.46	
		4,000,000.00		-98,492.46						3,901,507.54	
	359,988,458.66	4,000,000.00	0.00	15,473,074.41							

1		16,173,587.16	767,370.92	16,437,987.61	33,378,945.69
4.	16,157,334.82	70,438,458.14	3,864,749.70	109,158,602.23	199,619,144.89
1.					
2.					
1					
3.					
1					
4.					
1.	428,211,526.23	143,281,477.42	1,059,094.71	56,442,785.96	628,994,884.32
2.	438,247,698.36	39,900,008.18	1,920,094.42	56,437,262.44	536,505,063.40

12

3.					
4.	154,648,017.58	9,520,403.73	700,000.00	30,642,364.41	195,510,785.72
1.	21,960,071.81	4,253,164.68	315,000.21	484,677.13	27,012,913.83
2.	26,704,735.07	1,158,478.69	37,916.46		

15

	193,671,128.85			193,671,128.85

2

	1,774,564,439.84	1,369,543,692.42
	1,774,564,439.84	1,369,543,692.42

2 1

955.56 700.3 1

23

1

	307,718,820.02	1,344,387,918.08	1,329,536,093.30	322,570,644.80
-	4,294,541.17	135,607,492.96	135,274,816.76	4,627,217.37
		6,809,286.43	6,809,286.43	
	312,013,361.19	1,486,804,697.47	1,471,620,196.49	327,197,862.17

2

1	263,045,671.16	1,160,636,652.06	1,124,247,569.12	299,434,754.10
2	2,311,200.00	35,131,491.92	37,442,691.92	
3	2,422,681.27	68,022,107.77	67,877,652.34	2,567,136.70

24

	7,765,820.46	10,882,171.74
	128,208,946.73	94,425,100.84

2 1

-	2,730,394.02	
	2,730,394.02	--

27

30

	3,200,000.00	

3,300 1,600

1,280 320 “ ”

2016 -2020

30

						/
Deeplan		6,230,000.00	73,571.39		6,156,428.61	
Deeplan		1,770,000.00	696,575.56		1,073,424.44	

6,600,000.00 1,544,365.81

36

39

	13,784,262.69	18,408,219.45
	6,184,776.94	7,955,962.68
	2,921,715.41	1,142,810.84
	109,770.97	57,272.99
	5,232,246.53	4,288,193.33
	4,123,184.55	5,291,058.40
	19,809.74	2,894.49
	32,375,766.83	37,146,412.18

40

41

	312,359,006.93	264,326,216.58
	231,162,988.42	154,432,982.08
	29,781,627.78	16,323,316.96
	29,194,797.04	15,070,924.64
	23,593,020.10	21,530,576.26
	20,862,772.31	21,449,614.13
	19,015,354.13	19,826,296.53
	17,738,033.50	9,406,940.63
	17,263,126.66	14,955,074.15
	1,914,580.56	9,769,843.60
	19,318,793.79	46,902,254.20
	722,204,101.22	593,994,039.76

42

	83,259,578.88	56,720,419.22
	12,966,759.12	7,064,391.65
	18,841,405.54	-9,093,861.17
	4,651,601.16	5,484,325.94
	649,693.44	685,143.10
	56,752,708.82	64,919,357.78

	46,426,062.63	8,199,115.61
	81,077,965.44	61,559,133.22

44

	10,780,297.77	4,849,990.25
	1,867,484.51	3,929,485.67
	32,161,106.85	17,017,412.38
	44,808,889.13	25,796,888.30

45

	20,490,067.68	
	6,681,066.00	
	2,602,062.85	
	2,500,000.00	

Deeplan	696,575.56	
Deeplan	73,571.39	
2012	591,209.73	
- SAAS	523,417.31	
	510,147.27	
" "+	500,000.00	
2017	500,000.00	
	490,000.00	
	420,978.88	
	400,000.00	
	337,080.00	
	300,000.00	
	295,500.00	
	256,239.62	
	253,799.00	
2014	227,122.26	
	203,400.00	
IDE	193,146.65	
	180,000.00	
	120,000.00	
	109,233.00	
	96,234.00	
	83,000.00	
	63,000.00	

cninf 巨潮资讯 www.cninfo.com.cn 中国证监会指定信息披露网站

2016	59,100.00	
2016	50,000.00	
	41,251.77	
2017	30,000.00	
(2015)	24,000.00	
	17,700.00	
	15,000.00	
	13,700.00	
	10,000.00	
	8,277.60	
	55,130,913.32	

46

1

			/

2

	382,499,760.62
/	95,624,940.16
	-48,970,045.28
	89,250.85

	104,980,705.33	61,502,786.76
	70,613,570.96	63,241,045.43
	46,916,562.15	48,684,973.67

6

		4,795,571.49
	1,542,378.90	764,179.41
	1,542,378.90	5,559,750.90

51

1

1	--	--

	1,776,372,815.14	1,742,931,594.71
	1,742,931,594.71	1,879,936,445.81
	33,441,220.43	

	15,784.54	6.55000	103,388.74
	22,487,162.44	6.55000	147,290,913.98
	3,563,502.77	0.84516	3,011,730.00
	21,909.42	6.55000	143,506.70

				100.00%	0.00%	

0.00%

2

	54.00%	21,561,418.76	33,480,000.00	36,817,112.72

3

2

1

					17.65%	

2

	/	/
	1,050,686,636.39	978,316,002.54
	927,994,871.31	803,891,331.28
	1,978,681,507.70	1,782,207,333.82
	738,288,955.95	602,326,190.39
	3,619,667.32	2,831,395.94
	741,908,623.27	

3

	/	/
	--	--
	10,833,774.78	15,472,282.06
	--	--
--	-4,692,776.64	-6,224,846.81
--		

	2,032,956.04	130,387,450.34	2,313,460.36	247,392,833.55
	13,771.45		12,888.59	

2017

12 31

2017 12 31

	1,446,819,592.26		1,446,819,592.26
	598,244,206.01		598,244,206.01
	1,774,564,439.84		1,774,564,439.84
	2,964,537.62		2,964,537.62
	128,208,946.73		128,208,946.73
	20,000,000.00		20,000,000.00

1%	-1,531.82	-1,531.82	-1,153.90	-1,153.90
1%	1,531.82	1,531.82	1,153.90	1,153.90

4 [redacted]

DIGITAL CHINA ADVANCED SYSTEMS LIMITED	
DIGITAL CHINA HOLDINGS LTD	

[redacted]

		92,415.09			
		3,603.06			

2

	5,000,000.00	2016 09 30	2017 04 14	
	10,000,000.00	2016 11 04	2017 11 03	
	1,700,000.00	2016 09 06	2017 09 06	
	3,000,000.00	2016 12 22	2017 12 22	
	5,000,000.00	2016 08 25	2017	

		419,555.86	
		330,188.68	
DIGITAL CHINA HOLDINGS LTD BERMUDA		295,189.39	685,083.00
DIGITAL CHINA (HK) LIMITED		219,056.73	437,091.00
		109,343.09	
		65,730.60	
INSTANT TECHNOLOGY SUPPLY CHAIN HONG KONG LIMITED		61,773.58	202,908.41
		122,679.49	16,284,457.06
		7,493.50	14,802.69
		6,205.26	3,964.71
		1,017.51	11,963.04
			8,278.34

		159,900.00			
	(	12,088,275.91		706,667.00	
		1,221,870.00			
		460,105.90		460,105.90	
		4,672,763.90			

2

		6,681,444.21	68,010.00

1

1 2017 12 31 (T)

T+1 2018

2017 7 14 “ ”

8

2

1 2018 2 23 2018

8,750

35% 80%

45%

2 2018 3 27

1 2017 2017

10 0.32

2 2018 151

1

1

		%		**%**	

2

18,062,395.77 0.00

3

51,280,922.89 69.23

15,097,357.11

2

1

	200,000,000.00	99.58			200,000,000.00
	200,836,730.50	100.00			**200,836,730.50**
	200,836,730.50	**100.00**			**200,836,730.50**

2

	23,906.00	836,730.50
		200,000,000.00
	23,906.00	200,836,730.50

3

	2,787,462,660.58					

	65,725,696.28	61,209,634.41

1

√ □

cninf 巨潮资讯
www.cninfo.com.cn
中国证监会指定信息披露